

NEW

# PT200


## TECHNICAL SPECIFICATIONS.

 188 hp | Tier 4 Final / Stage V

### STANDARD EQUIPMENT

DOC/DPF/SCR after-treatment system	Comfort driver's seat (heated and air suspended)
CAT C4.4 Acert turbocharged and after-cooled engine	Ergonomic joysticks
Hydrostatic transmission	Heating and air conditioning system
Hydrostatic transmission attachments	Double emergency exit and roof hatch handle to open from the outside
Load Control System	12-mm Lexan cabin windshields
H frame with tilting system	Cabin dust filtration
Oscillating undercarriage	7" LCD color display
500-mm single-grouser steel pads, lubricated chain, dozer-roller version	Multimedia - Bluetooth radio
Combined aluminum cooler with anti-clogging fins	Additional LED headlights
ROPS/FOPS/OPS-approved cabin	Sonic System
Hydraulic winch control kit and push frame	Active Power Management system

### DIMENSIONS



**A** Overall length without attachment 178 in  
**B** Transport length with 140/U/PT attachment on ground and winch 253 in  
**C** Max height 104 in  
**D** Overall track width 81 in (with 20 in pads)  
**E** See attachments table

### PT200 Tier 4 Final / Stage V

<b>Engine Gross Power</b>	188 hp
<b>Engine Emission</b>	U.S. EPA Tier 4 Final / EU Stage V
<b>Travel Pumps</b>	2 - EP control - 60 cc - Danfoss
<b>Travel Motors</b>	2 - HY control - 60 cc - Rexroth
<b>Max Travel Pressure</b>	6000 psi
<b>Attachment Pump</b>	1 - EP control - 100 cc - Danfoss
<b>Max Mulcher Pressure</b>	5080 psi
<b>Hydraulic Oil Tank Capacity</b>	61 gal
<b>Fuel Tank Capacity</b>	66 gal
<b>DEF AdBlue® Tank</b>	5 gal
<b>Track Chain</b>	155 mm pitch - Lubricated - Berco (std equipment, 20 in pads)
<b>Lower Rollers</b>	7 + 7 Single Flange
<b>Carrier Rollers</b>	2 + 2
<b>Voltage</b>	24 volt
<b>Max Forward Speed</b>	4.5 mph
<b>Max Reverse Speed</b>	4.5 mph
<b>Gradeability</b>	45° vertical, 32° lateral
<b>Operating Weight</b>	18960 lbs (std equipment with 20 in pads) 19654 lbs (td equipment with 28 in pads)
<b>Ground Pressure</b>	3.9 psi (std equipment / 28 in pads / 140/U/SONIC/PT200-175)

### ATTACHMENT

MODEL	140/U/SONIC/ PT200-140	140/U/SONIC/ PT200-175	140/U/SONIC/ PT200-200	BL4/SONIC/ PT200-175	BL4/SONIC/ PT200-200	200/SC/ PT200
<b>Head type</b>	Mulcher	Mulcher	Mulcher	Mulcher	Mulcher	Mulcher
<b>Working width (in)</b>	55	72	81	72	81	47
<b>Total width (in)</b>	69	85	95	84	93	46
<b>Weight (lbs)</b>	3417	3748	3970	3638	3968	3870
<b>Rotor diameter (in)</b>	18	18	18	18	18	-
<b>Disc rotor diameter (in)</b>	-	-	-	-	-	32
<b>Disc rotor width (in)</b>	-	-	-	-	-	6
<b>Max. working depth (in)</b>	-	-	-	-	-	20
<b>Max shredding diameter (in)</b>	10	10	10	12	12	20
<b>No. teeth type C/3+C/3/SS</b>	28+4	38+4	42+2	-	-	-
type I + C/3/SS	40+2	54+2	60+2	-	-	-
<b>No. teeth type M/1+M/2+M/3+M/4</b>	-	-	-	-	-	12+3+12+3
<b>No. blades / teeth type BL + C/3/SS</b>	22+2	30+2	34+2	-	-	-
<b>No. blades type BL/MAX</b>	-	-	-	32	36	-

### TEETH

140/U/PT			BL4/PT	200/SC
ROTOR C	ROTOR I	ROTOR BL	ROTOR BL	DISC ROTOR
C/3 (standard)	I (option)	BLADE BL (option)	BLADE BL/MAX (standard)	M/1 (standard)
C/3/HD (option)			C/3/MAX (option)	M/2 (standard)
BLADE BL (option)				M/3 (standard)
STCL/3 (standard)				M/4 (standard)
K/3 (option)				
C/3/SS (L/R) (side scraper)	C/3/SS (L/R) (side scraper)	C/3/SS (L/R) (side scraper)		

Data refers to machine as standard. The technical data in this catalogue may be altered without prior notice.

# OPTIONS

## OPTIONS


Rear winch with 6-tpulling force	Chain guide
Canopy	Roller and drive wheel stone guard
Cabin pressurization system	Reversible and proportional radiator fan
Front cabin grille	Bio-oil
Visibility Package (LED headlights + back-up camera)	Heavy-duty filtration system (drainage and ejector kit)
6-mm Lexan cabin windshields	Engine and hydraulic oil pre-heating system
Air shutoff valve	Custom color
Easy Service package (oil filling pump and service lights)	Forestry protection kit (cabin side window grilles + engine compartment door protectors)
700-mm single-rib steel slides	Active Power Management



Easy Service package (service light)



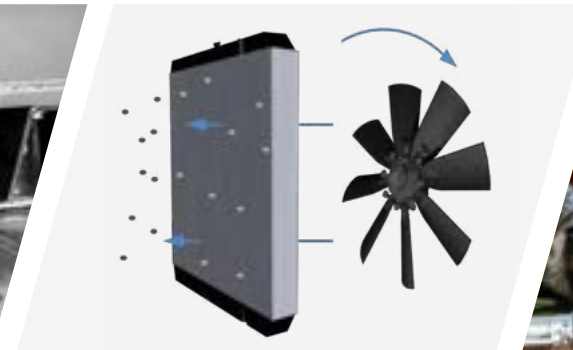
Easy Service package (oil filling pump)



Chain guide



Roller and drive wheel stone guard



Reversible and proportional radiator fan



Heavy-duty filtration system (ejector)



Rear winch with 6-tpulling force



Canopy



Cabin pressurization system



Heavy-duty filtration system (drainage)



Engine and hydraulic oil pre-heating system



Air shutoff valve



Front cabin grille



Visibility Package (back-up camera)



Visibility-Paket (LED-Scheinwerfe)



Forestry protection kit (cabin side window grilles + engine compartment door protectors)



28-in-single-rib steel slides